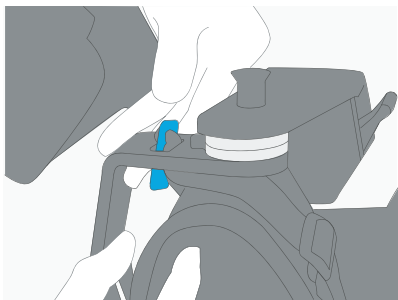
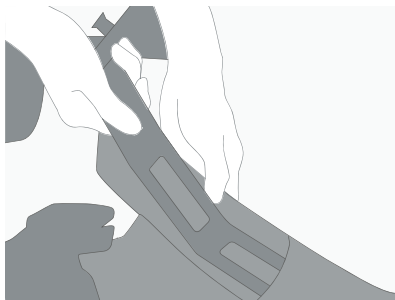


DeltaSuit Washing Guide

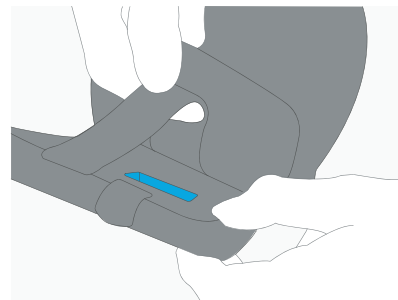
AUXIVO



Separate the textiles and rigid parts prior to washing. First, tilt and push the buckle through the slot in the back structure.



Pull the back structure out of the vest pocket.



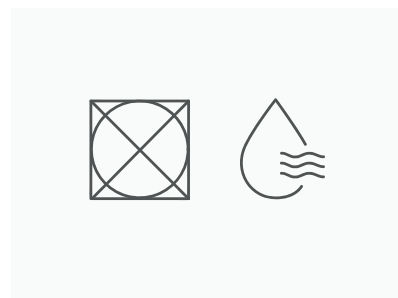
Detach the Velcro strap on the bottom of the arm cuff, and pull the textile cover off the arm cuff.



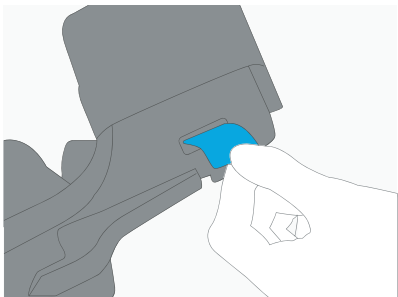
Wipe the non-textiles parts. Close the vest buckles and velcro straps, and place the textile parts in a washing bag.



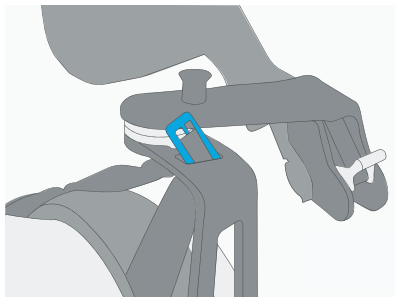
Machine wash the textiles at 30°C. Do not use fabric softener. Use mild detergent. Wash separately. Only gentle spinning.



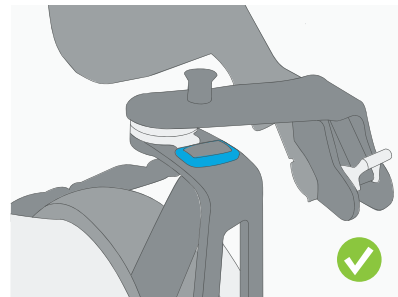
Air dry the textile components. Make sure that it is fully dried before using it.



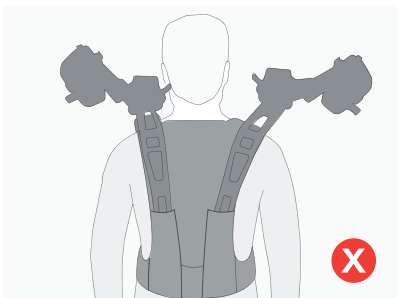
Attach arm cuff textile cover on each arm cuff, and close using velcro strap.



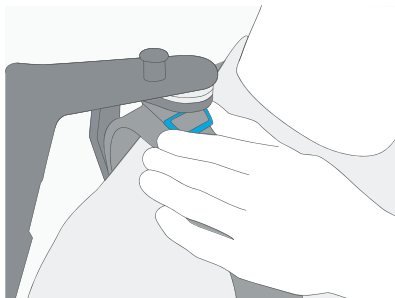
Insert the back structures into their vest pocket. Attach each shoulder attachment buckle to the slot on each back structure.



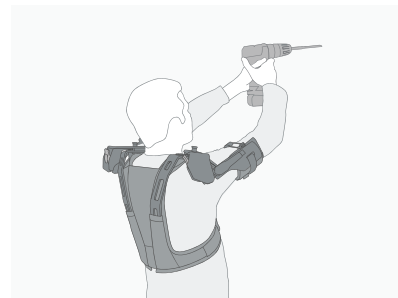
Check that the connection buckle at the shoulder is attached.



Make sure there is no empty space at the bottom of the vest pocket, and the DeltaSuit looks symmetrical.



Move the buckle at the shoulder upwards to increase the stability of the attachment between back structure and vest.



After performing a visual check the DeltaSuit is again ready to support you during work.